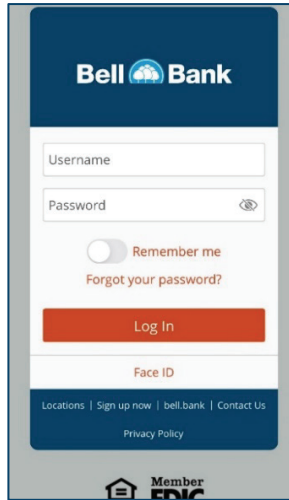


SUBMIT A MOBILE DEPOSIT

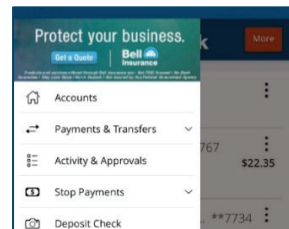
1. Open Bell Bank mobile app and sign in.



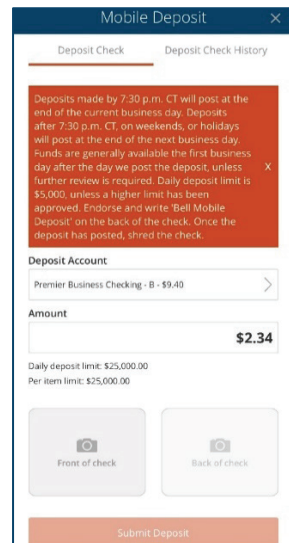
2. Tap Menu in the upper left-hand corner.



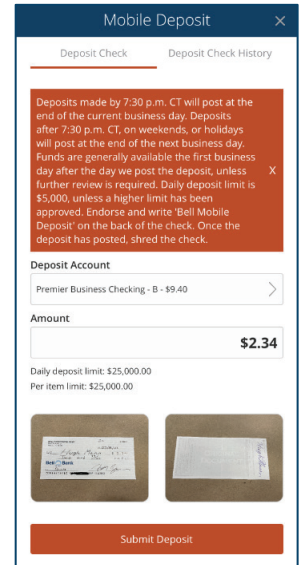
3. Tap Deposit Check.



4. Select Deposit Account from drop-down menu and enter the dollar amount.



5. Follow instructions and snap photos of the front and back of the check.



6. Tap Submit Deposit and watch for a message the deposit was successful.

